



Yr 12 to 13 Transition Work

- ☐ We want you to start year 13 feeling fully researched and prepared for your post 18 options.
- ☐ Applying for university or apprenticeships can be overwhelming and leave you unsure as to where to start.
- ☐ Using Unifrog this transition work aims to break it right down so you can make productive use of your summer holidays (the equivalent of a half term!) to proactively research your post-18 options.
- ☐ By the first day back in September you should have increased your skillset (by completing MOOCs, watching documentaries listening to podcasts etc) and written a first draft of your personal statement.

step
1

Personality Type & Interests

Interests profile

✕ Quiz not taken

Start >

Personality profile

✕ Quiz not taken

Start >

Careers library

✕ Careers favourited

Go to tool >

Subjects library

✕ Subjects favourited

Go to tool >

Know-how library

✕ Guides favourited

Go to tool >

MOOC

Make your first shortlist

Start >

Webinars

Hear directly from the experts


Go to tool >

Read, Watch, Listen

✕ Profiles favourited

Start >

Complete the interests and personality quiz on Unifrog, this will give you an excellent idea of the careers you may be suited to.



Knowing yourself is the beginning of all wisdom.

~ Aristotle

STEP 2

Careers

Interests profile
✕ Quiz not taken
[Start >](#)

Personality profile
✕ Quiz not taken
[Start >](#)

Careers library
✕ Careers favourited
[Go to tool >](#)

Subjects library
✕ Subjects favourited
[Go to tool >](#)

Know-how library
✕ Guides favourited
[Go to tool >](#)

MOOC
Make your first shortlist
[Start >](#)

Webinars
Hear directly from the experts
[Go to tool >](#)

Read, Watch, Listen
✕ Profiles favourited
[Start >](#)

Careers library

Find the best careers for you, then save your favourites here:

Your favourite profiles
Click the heart buttons to add profiles here.
[Read the profile >](#)

Your favourite profiles
Click the heart buttons to add profiles here!
[Read the profile >](#)

Your favourite profiles
Click the heart buttons to add profiles here!
[Read the profile >](#)

Based on the results of your interests & personality quizzes, explore the careers library. Note the skills, attributes and qualifications you will need to achieve your chosen career.

Don't forget to "favourite" your top career choices!



**University
Courses**

Apprenticeships



University Courses

Searching for opportunities

UK universities
Make your first shortlist
[Start >](#)

US universities
Make your first shortlist
[Start >](#)

European universities
Make your first shortlist
[Start >](#)

Oxbridge
Make your first shortlist
[Start >](#)

Apprenticeships
You have [1 shortlist](#)
[Start >](#)

College / Sixth Form
Make your first shortlist
[Start >](#)

Canadian universities
Make your first shortlist
[Start >](#)

Asian universities
Make your first shortlist
[Start >](#)

Australasian universities
Make your first shortlist
[Start >](#)

Irish universities
Make your first shortlist
[Start >](#)

Special opportunities
Make your first shortlist
[Start >](#)

Events
You have 0 upcoming events
[Go to tool >](#)

What are the **best grades** you're likely to get by the time you leave school / college?

* Qualification 1	<input type="text" value="A Level"/>	<input type="text" value="B (40 points)"/>
Qualification 2	<input type="text" value="BTEC Extended Certificate"/>	<input type="text" value="D (48 points)"/>
Qualification 3	<input type="text" value="Level 3 Diploma in Financial Studies"/>	<input type="text" value="A (48 points)"/>
Qualification 4	<input type="text" value="Extended Project (stand alone)"/>	<input type="text" value="A (24 points)"/>
Qualification 5	<input type="text" value="--- please select a qualification ---"/>	<input type="text"/>

The majority of you will be applying to UK universities or Oxbridge

Enter your predicted grades for each of your subjects (don't forget to add Core Maths & EPQ if you do them)

There's the option to filter your choices

Rank ▾ Filter ▲ Keyword search

Any distance	10 miles	20 miles	50 miles	100 miles	200 miles	300 miles	Big cities	East Midlands	East of England	London	North East
North West	Northern Ireland	Scotland	South East	South West	Wales	West Midlands	Yorkshire and The Humber	City	Campus		
Any mode	Full time	Part time	Sandwich	Foundation	No Foundation	Full degrees	W/ study abroad	W/out study abroad			
Any type	Russell Group (RG)	Top Third (TT)	Art Foundation	Joint Honours	Don't prefer A Levels, IB, Pre-U	TEF Gold	TEF Silver	TEF Bronze			
LGBT-inclusive workplace											
Any entry requirements	No courses out of my range										





Aspirational (44)

Top of your range

 Combined Honours in Social Sciences - 3FT BA (Hons) Durham University RG A Level: A*,A,A	!
 Education - 3FT BA (Hons) University of Cambridge RG A Level: A*,A,A	!
 Sport and Exercise Medical Sciences with Professional Training Year - 4FT BSc (Hons) University of Exeter RG A Level: A*,A,A	!

Solid (340)

In the middle

 Classics/Psychology - 4FT MA (Hons) University of Glasgow RG A Level: A,B,B-A,A,A	
 Applied Sport Science - 4FT BSc (Hons) The University of Edinburgh RG A Level: A,B,B-A,A,B	
 Learning in Communities (MA Hons) - 4FT MA (Hons) The University of Edinburgh RG A Level: A,B,B	
 Sports and Exercise Science with	

Safe (661)

At the bottom

 Applied Sport and Exercise Science - 4FT BSc (Hons) Robert Gordon University TT A Level: B,C,C	
 Sport and Exercise Science - 4FT BSc (Hons) Edinburgh Napier University TT A Level: B,C,C	
 Physical Activity and Health - 4FT BSc (Hons) Edinburgh Napier University TT A Level: B,C,C	

*If you click "rank" it
will order your
university choices by
the Guardian
University Guide*

*Unifrog is great for searching for courses as it does all the research for you and gives a list of aspirational,
solid and insurance courses, based on your predicted grades for you to explore.*

Don't forget to save your top choices!

Aside from Unifrog there's LOTS of info out there on choosing the right course and university - see the links below!

This is very useful for deciding what is important to you when choosing a location and course

<https://www.sawtryva.org/wp-content/uploads/2020/03/Helpsheet-for-choosing-a-uni.pdf>

This is a helpful sheet for analysing university course and location

<https://www.sawtryva.org/wp-content/uploads/2020/03/Course-and-location-analysis-sheet.pdf>

Ask actual uni students!

<https://www.ucas.com/chat-to-students>

A students' guide to university towns/cities

<https://www.ucas.com/city-guides>

Explore your subject

<https://www.ucas.com/explore/subjects?scheme=undergraduate>



Apprenticeships

Searching for opportunities

UK universities
Make your first shortlist
[Start >](#)

US universities
Make your first shortlist
[Start >](#)

European universities
Make your first shortlist
[Start >](#)

Oxbridge
Make your first shortlist
[Start >](#)

Apprenticeships
You have [1 shortlist](#)
[Start >](#)

College / Sixth Form
Make your first shortlist
[Start >](#)

Canadian universities
Make your first shortlist
[Start >](#)

Asian universities
Make your first shortlist
[Start >](#)

Australasian universities
Make your first shortlist
[Start >](#)

Irish universities
Make your first shortlist
[Start >](#)

Special opportunities
Make your first shortlist
[Start >](#)

Events
You have 0 upcoming events
[Go to tool >](#)

Any of these Standards interest you?
Select up to 10 at a time by clicking the Standards you like.

Search by keyword

[Alphabetical](#) [Subject area](#) [Vacancies](#) [Salary](#) [Jobs](#) [Employment](#) [Hours](#)

Not many apprenticeships near you? Expand your search by looking at [all Standards >](#)

Standards (143):

[Accounting](#)
[Accounting Technicians](#)
[Activity leadership](#)

* Choose radius

[2 miles - 0 vacancies](#) [5 miles - 0 vacancies](#) [10 miles - 3 vacancies](#) [20 miles - 5 vacancies](#)
[50 miles - 68 vacancies](#) [100 miles - 422 vacancies](#) [200 miles - 689 vacancies](#)
[No Limit - 710 vacancies](#)

and 2 nationwide vacancies

Select Vacancies below

Pick the best vacancies for you by ranking, filtering and searching. Click next when you're done.
Stuck on a strange term? Check out the [glossary](#) v

Rank v Filter v Keyword search

Intermediate (5) Equivalent to GCSEs	Advanced (0) Equivalent to A-levels	Higher / Degree (0) Equivalent to Foundation / Bachelor's
Apprentice Hospitality Crew Member McDonald's Restaurants Ltd Distance: 7 miles		
Bar and Waiting Apprenticeship Brampton Mill Distance: 9 miles		
Bar and Waiting Apprenticeship - Queen's Head Charles Wells Ltd Distance: 10 miles		

Unifrog is great for searching for Apprenticeships as it does all the research for you. Click 'Apprenticeships' and narrow down your search by industry, location & skill level. **Don't forget to save your top choices! You can even apply for them through Unifrog!**



Super-Curricular (Part 1)

In this step it's time to read/watch/listen around your subject. Show you genuinely are interested about the subject you want to study. Expand your knowledge.

If you're applying for a apprenticeship, pick a subject which is closely linked to your chosen career path.

These activities will help you stand out in your personal statement and give you topics to discuss if you're invited to interview.

Interests profile
✕ Quiz not taken
[Start >](#)

Personality profile
✕ Quiz not taken
[Start >](#)

Careers library
✓ Careers favourited
[Go to tool >](#)

Subjects library
✕ Subjects favourited
[Go to tool >](#)

Know-how library
✕ Guides favourited
[Go to tool >](#)

MOOC
You have [1 shortlist](#)
[Start >](#)

Webinars
Hear directly from the experts
[Go to tool >](#)

Read, Watch, Listen
✕ Profiles favourited
[Start >](#)

+ Story

+ In a nutshell

+ Getting in

+ Statement

+ Reference

+ Geek out

+ Recommendations: Read

+ Recommendations: Watch

+ Recommendations: Listen

+ Explore

Uni frog has links to books, articles, YouTube clips, Tedtalks and podcasts, all of which will help broaden your knowledge.

Take notes during these activities so you can remember to discuss them in your personal statement. They will also be excellent discussion points if you're invited to an interview.

Remember, if you don't want to do these activities for your subject or find the articles, podcasts, clips etc boring....perhaps that subject isn't for you? If so, go back to Step 3.

Please complete a minimum of three activities as part of your transition work and record them in your "activities" record on Unifrog.



Super-Curricular (Part 2: MOOCs)

MOOCs are free online learning courses that anyone can enrol on.

Courses only charge if you want a certificate to show you have successfully completed the course. You do NOT need to purchase this. Universities only want to know what you have learnt about and see you are enthusiastic about learning more about your chosen future course.

Completing a MOOC over the summer is highly recommended, however, not compulsory. This video explains how to use Unifrog to find the right course for you:

<https://www.youtube.com/watch?v=jqhC8OSo2og>

Interests profile

✕ Quiz not taken

Start >

Personality profile

✕ Quiz not taken

Start >

Careers library

✓ Careers favourited

Go to tool >

Subjects library

✕ Subjects favourited

Go to tool >

Know-how library

✕ Guides favourited

Go to tool >

MOOC

You have [1 shortlist](#)

Start >

Webinars

Hear directly from the experts

Go to tool >

Read, Watch, Listen

✕ Profiles favourited

Start >



Personal Statement

Whether you are applying for university or an apprenticeship you need to produce a personal statement. Your personal statement is your chance to stand out – demonstrate to the university/employer WHY they should pick YOU.

- ✓ Watch this short video from the University of Leicester on writing your personal statement:
<https://www.youtube.com/watch?v=zESqEAXqX-Y>

- ✓ This comprehensive document gives a superb step by step guide on writing a personal statement – everything you could ever possibly need to know about writing an excellent personal statement!
<https://www.sawtryva.org/wp-content/uploads/2020/02/Net-sixth-form-Personal-Statement-guide.pdf>

- ✓ This guide goes through a selection of courses in alphabetical order, giving examples of personal statements, then gives you the strengths and weaknesses, this is very useful:
<https://www1.essex.ac.uk/outreach/documents/personal-statement-writing-guide.pdf>

Interests profile
✕ Quiz not taken
[Start >](#)

Personality profile
✕ Quiz not taken
[Start >](#)

Careers library
✓ Careers favourited
[Go to tool >](#)

Subjects library
✕ Subjects favourited
[Go to tool >](#)

Know-how library
✕ Guides favourited
[Go to tool >](#)

MOOC
You have [1 shortlist](#)
[Start >](#)

Webinars
Hear directly from the experts
[Go to tool >](#)

Read, Watch, Listen
✕ Profiles favourited
[Start >](#)

- [+ Story](#)
- [+ In a nutshell](#)
- [+ Getting in](#)
- [+ Statement](#)
- [+ Reference](#)
- [+ Geek out](#)
- [+ Recommendations: Read](#)
- [+ Recommendations: Watch](#)
- [+ Recommendations: Listen](#)
- [+ Explore](#)

In the subjects library there are personal statements for each course, by REAL previously applicants, with accompanying constructive feedback on the strengths and weaknesses of the statement.



Similarity

All UCAS Undergraduate, UCAS Conservatoires, and UCAS Teacher Training personal statements are screened by our similarity detection system, Copyscape.

To prevent similarity in personal statements we warn you of the risks if you fail to provide a personal statement of your own work. We also inform you about what we do, and why we do it.

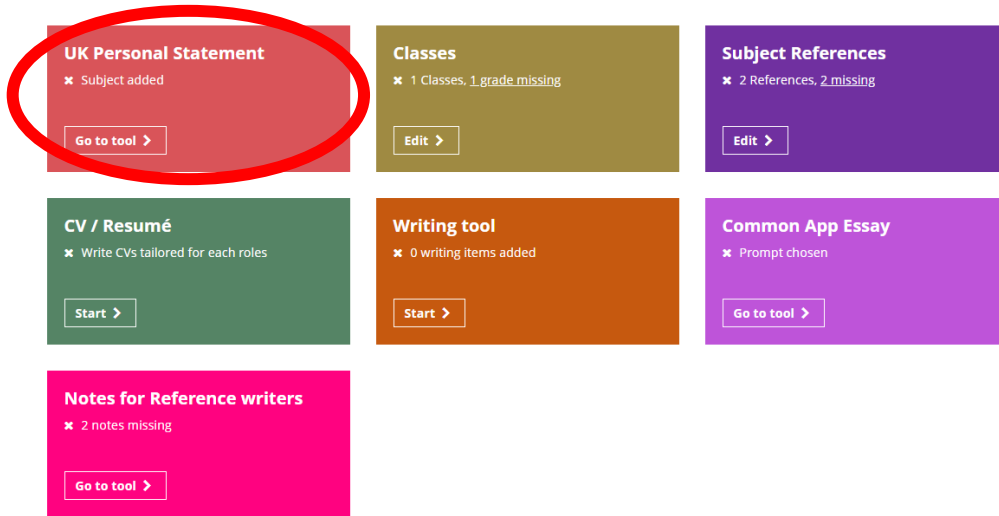
There are some example personal statements on the internet that have been used by applicants, in some cases word for word. Copyscape finds statements that show similarity, works out how much of the statement may have been copied, and reports the findings. This helps admissions staff at universities and colleges judge applications, and it is the providers who decide what action, if any, to take regarding notified cases.

What the Similarity Detection Service does?


Each personal statement is compared against a library of personal statements previously submitted to UCAS, and a library of sample statements collected from websites and other sources. Each personal statement received at UCAS is added to this library after it has been processed.

Unifrog will help you construct your personal statement – giving useful suggestions and examples of what to write for each paragraph. Don't forget to also use the advice given in the excellent documents linked to on the previous slides.

Drafting application materials



The screenshot shows a dashboard titled "Drafting application materials" with several colored tiles. The first tile, "UK Personal Statement" (red), is circled in red and shows "x Subject added" and a "Go to tool >" button. Other tiles include "Classes" (olive green, "x 1 Classes, 1 grade missing", "Edit >"), "Subject References" (purple, "x 2 References, 2 missing", "Edit >"), "CV / Résumé" (dark green, "x Write CVs tailored for each roles", "Start >"), "Writing tool" (orange, "x 0 writing items added", "Start >"), "Common App Essay" (light purple, "x Prompt chosen", "Go to tool >"), and "Notes for Reference writers" (pink, "x 2 notes missing", "Go to tool >").

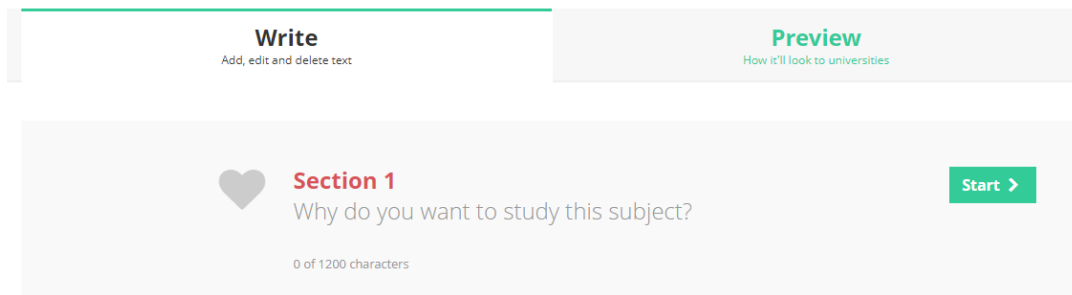


Select “UK Personal Statement”


This is your opportunity to shine

The Personal Statement is your opportunity to demonstrate that you would be an excellent student for the courses you are applying to. It is primarily an academic statement and you must target it towards the subject in which you are interested.

Latest version of your statement for studying: [ADD SUBJECT](#)



The screenshot shows the writing interface with two tabs: "Write" (active, "Add, edit and delete text") and "Preview" ("How it'll look to universities"). Below the tabs is a section titled "Section 1" with a heart icon and the question "Why do you want to study this subject?". A "Start >" button is in the top right. At the bottom, it says "0 of 1200 characters".



Don't forget to save your work!